


Data 360 Govern User Group

February 16, 2023



Agenda

1

Leading
Practices

2

Data
Observability
Overview

3

Q & A

4

Accessing
Communities for
GUG Content

Wrap-Up

Andy Connelly



Strategy Principal

With over 20 years of experience delivering business value from data assets, Andy has demonstrated success in blending industry leading strategies with proven practices to solve key data challenges for our customers. He works to understand the customer's desired business outcomes and delivers solutions capable of producing high-quality data for operational excellence and trustworthy analytics.

Mike Ortmann



Senior Sales Engineer

Mike has been with Precisely (Infogix) since 2011. His extensive background allows Mike to provide in-depth knowledge of the Data360 product set. Mike has been an integral part of our team in supporting clients as a technical support expert and implementation consultant.

Guest Speakers



Connecting Data to Outcomes & Value

Prepared for Govern User Group

Agenda



Polling Question



Leading Thoughts



Leading Practices



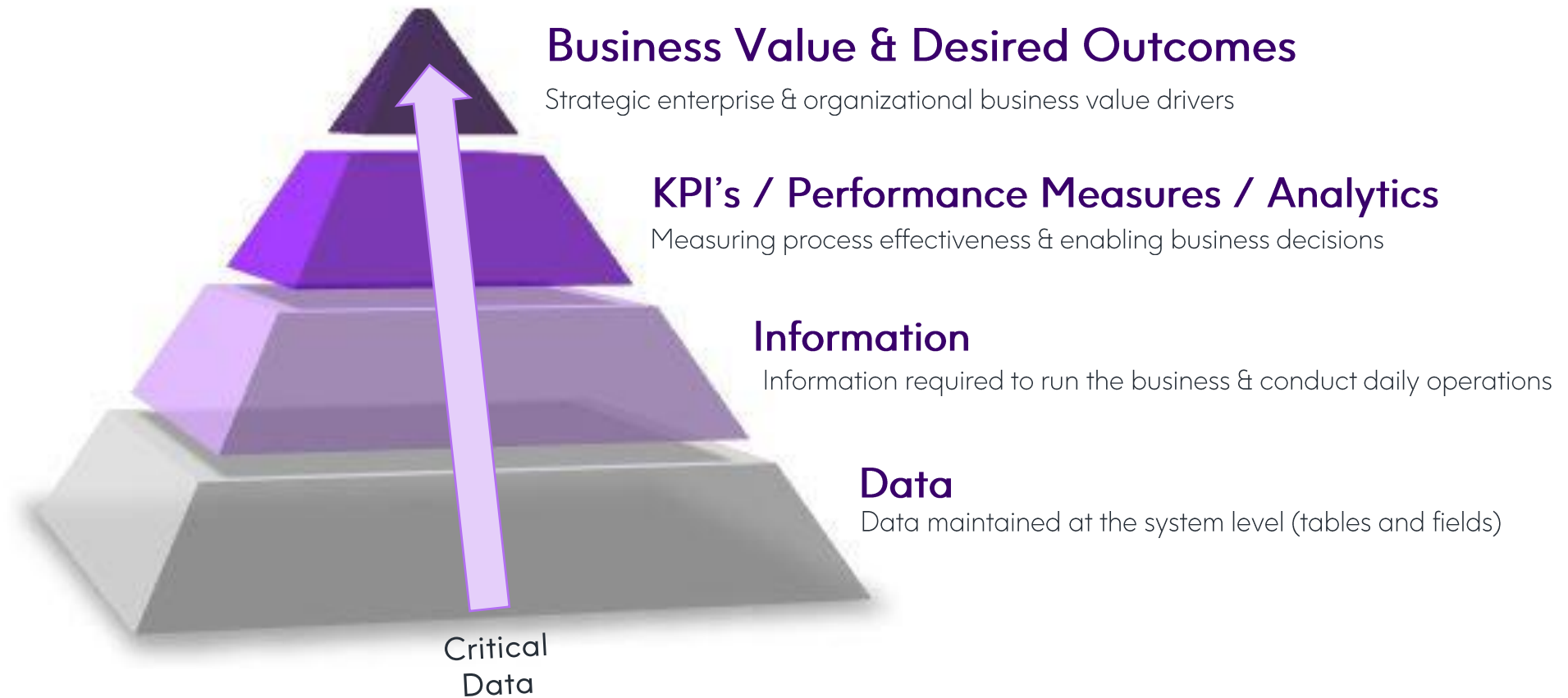
Feedback & Suggestions

Leading Thoughts for 2023

- **Recessionary Pressures**
Doing more with less (or same)
- **Operational Efficiency**
Automate process and task
- **Decision Making & Insights**
Business ready data required



Leading Thoughts: Connecting Data to Value & Outcomes



Leading Thoughts: Connecting Data to Value & Outcomes



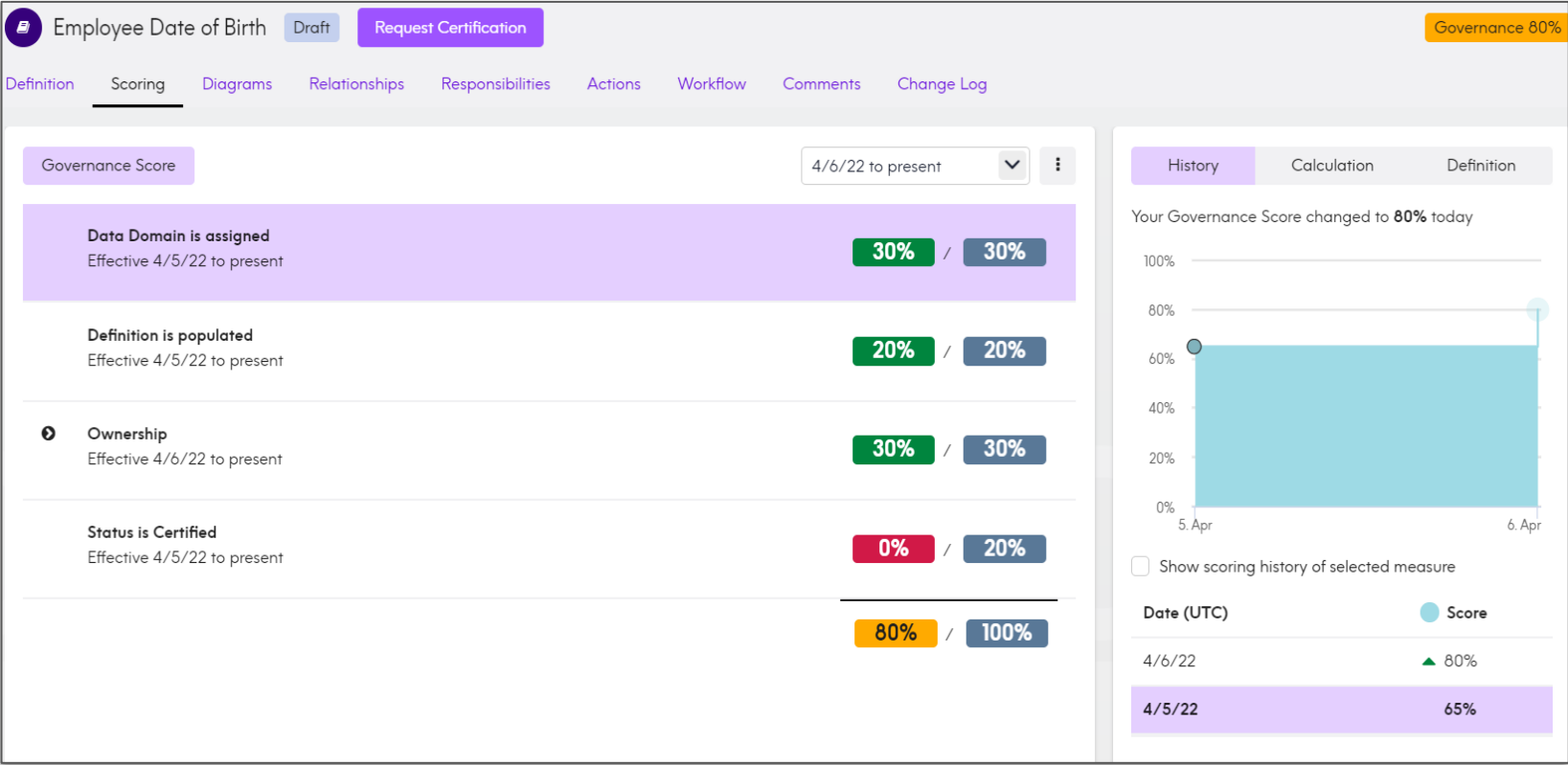
The Seven Key Foundations for Modern D&A Governance
Source: Gartner

Leading Practice: Connecting Data to Outcomes & Value



Trust: Data Governance Scoring

1 Measures:
Pass or fail
criteria of the
score



- 2 Detailed information about the score
- 3 Graphical representation of score changes
- 4 List, by date, of score changes

Leading Practice: Connecting Data to Outcomes & Value

Governance Scoring config steps:

1. To create a new governance score, go to Configuration icon, then click Scoring
2. Click on + to add a new Score Type
3. Select 'Governance' as Score Type, select the Asset Type to set up scoring, choose the poor/average/good thresholds

Once the scoring type is setup, click on it to setup measures:

4. Add measure name
5. Provide a description
6. Effective Date: date measure should be applied
7. Weight(%): Percentage the attribute makes up of the score
8. Grouping Measure: Yes indicates these are related measures and are used to calculate an overall score for the group
9. Type Test: The type of asset this measure is being applied to
10. Asset Conditions and Weighting: Add conditions for when this measure should be applied, including adjusting the weight if a criteria is met

Weightings Illustration & Template



Microsoft Excel
Worksheet

Measures	Name	Condition	Sub-Weights	Category Weight	Composite Weight
Fields Populated				45%	
Business Description	Is Populated		75%		34%
Governance Status = Approved	Value = Approved		10%		5%
Organizational Impact Areas	Relationship Exists		15%		7%
SUB-TOTAL Fields Populated			100%		
Relationship with Business Assets				25%	
Contains Business Reports, KPIs & Metrics	Predicate Exists		33%		8%
Data Dictionary & Business Rules Relate	Predicate Exists		33%		8%
Domain	Relationship Exists		33%		8%
SUB-TOTAL Relationship with Business Assets				100%	
Responsibilities Assigned				50%	
Owner Assigned	Business Description	Is Populated	25%		13%
SUB-TOTAL Responsibilities Assigned				100%	
TOTAL					100%

Measures	Name	Condition	Sub-Weights	Category Weight	Composite Weight
Fields Populated				50%	
Business Description	Is Populated		25%		13%
Technical Name	Is Populated		10%		5%
Technical Definition	Is Populated		25%		13%
Governance Strategy	Relationship Exists		15%		8%
Status = Approved	Value = Approved		15%		8%
Data Domain	Relationship Exists		10%		5%
SUB-TOTAL Fields Populated			100%		
Relationships with Business & Technical Assets				20%	
Fields Populated				50%	
Business Description	Is Populated		15%		7.50%
Technical Name	Is Populated		5%		2.50%
Calculation Definition	Is Populated		20%		10.00%
Calculation Formula	Is Populated		20%		10.00%
Governance Strategy	Relationship Exist		15%		7.50%
Governance Status = Approved	Value = Approved		15%		7.50%
Domain	Relationship Exist		10%		5.00%
SUB-TOTAL Fields Populated			100%		
Relationships with Business & Technical Assets				20%	
Related Data Dictionaries	Relationship Exist		35%		7.00%
Related Business Rules	Relationship Exist		30%		6.00%
Technical Asset Relationship Exists	Predicate Exists		35%		7.00%
SUB-TOTAL Relationships			100%		
Responsibilities Assigned				30%	
Data Steward (Business)	Ownerships Exists		30%		9.00%
Data Steward (Technical)	Ownerships Exists		30%		9.00%
Owner Assigned	Ownerships Exists		40%		12.00%
SUB-TOTAL Responsibilities Assigned			100%		
TOTAL				100%	100.00%

Strategic Services



Data Strategy

Leverage our team of career data leaders to define, implement and optimize your data program using proven practices and solutions



Organization Enablement

Instill a data-driven culture and accountability for trusted decision-making, ensuring business adoption using proven data operating models



Data Operations

Implement proven approaches to ensure critical data is prioritized and of high quality to deliver business results and enable strategic priorities



Value Realization

Clearly align data initiatives to business value drivers with meaningful performance measures that quantify their value and drive adoption.

- Recognized Data Thought Leadership
- Demonstrated Client Success
- Strategy Through Execution
- Customer Enablement Experts
- Business Value Delivery Model
- Proven Industry Knowledge



“Top choice for clients looking for a well-rounded data governance solution with solid data quality capabilities and data strategy consulting services”

*The Forrester Wave™:
Data Governance Solutions*

Strategic Services Contact:
Andrew.Connelly@Precisely.com


The background is a solid deep purple. It features several 3D-rendered geometric shapes: a horizontal rectangle in the top left, a sphere to its right, a vertical rectangle in the center, a sphere to its right, a sphere in the bottom left, a square to its right, and a tall vertical rectangle on the right side. All shapes have soft shadows, giving them a three-dimensional appearance.

Thank You



Customized Demonstration Prepared for Govern User Group

Mike Ortmann| Senior Sales Engineer



Data Observability



- 1 **Understand the health** of your data with continuous measuring and monitoring
- 2 **Obtain visibility** into your data landscape and dependencies with intuitive self-discovery capabilities
- 3 **Receive alerts** when outliers and anomalies are identified using artificial intelligence
- 4 **Resolve data drift and shift** when identified by intelligent analysis
- 5 **Enable quick remediation** when issues occur by understanding the cause of the issue

Data Observability



Data Observability dashboard

Understand the health of your data landscape and view automated alerts – all in one convenient dashboard



Data collection

Perform asset collection from a variety of cloud sources, including Snowflake



Cloud-native execution

Execute natively in Snowflake's Snowpark to enhance processing performance



Data profiling

Select assets and apply comprehensive profiling rules, and automated semantic tagging



Self-service discovery

Analyze results and statistics over time and gain an understanding of the data derived from semantic tags



Intelligent data observations

Automatically identify anomalies and outliers using modern AI/ML techniques



Automated alerts

Receive alerts of observations as soon as they are identified

Build Trust in Data

1

Profiling plus

3

Set thresholds for metrics

2

How often is data used

4

Leverage ML/AI for smart alerts



Demonstration

Build Trust in Data

1

Profiling plus

Get insights into your data

4

Set thresholds for metrics

Use automation to your favor

2

How often is data used

Get more operational awareness

5

Leverage ML/AI for smart alerts

Manage by exception




The background is a solid deep purple. It features several 3D-rendered geometric shapes: a horizontal rectangle in the top left, a sphere to its right, a vertical rectangle in the center, a sphere to its right, a sphere in the bottom left, a square to its right, and a tall vertical rectangle on the right side. All shapes have soft shadows, giving them a three-dimensional appearance.

Thank You


Question & Answer

Mike Ortmann
Sr. Sales Engineer



Accessing Communities for GUG Content

Brenda Stoetzer
Customer Success Manager



Community Membership Has Its Privileges!

- Access GUG recordings & ppt decks
- Receive invitations to upcoming meetings
- Receive updates on key announcements
- Engage in discussions with fellow members



Winshuttle Support systems and data migration into Precisely systems will occur on Saturday, February 11. For complete details, please visit the [Support FAQ](#), [Partner FAQ](#), [eLearning FAQ](#), [Product Delivery FAQ](#) or [General FAQ](#) pages.



Knowledge Communities

[Home](#)

[Communities](#) ▾

[Announcements](#)

[FAQs](#)

[Precisely Sites](#) ▾



[Sign in/Sign up](#)

Welcome to our Community

We'll help you get the most out of your Precisely product.

[Join now](#)

[Pause](#)



[Find an Answer](#)



[Connect with Experts](#)



[Personalize Your Experience](#)



[Become a Member](#)
[Sign Up Now](#)

Recommended Communities



[Spectrum Platform](#) >

Take full advantage of having robust and accurate customer



[EngageOne](#)® >

Learn how to improve client communications and



[Data Points](#) >

Explore global business and location data expertly curated



[MapInfo Pro](#) >

Enhance your skills by connecting with other users to



[Geocoding](#) >

Learn geocoding of all types and how to improve your



[Browse All Communities](#) >

Explore our world and realize

User Sign-up – Knowledge Communities

First Name:

Last Name:

Company:

Country:

Select ▼

Email:

Allow Precisely to contact
me:



Register



Settings

< Share



Actions ▾

Employee

Contact Details

Knowledge Community Shared
Account
United States
brenda.stoetzer@precisely.com

All Communities

My Communities

Product Communities

Special Interest Communities

Knowledge Community Shared Account

✉ 1 new message

My Profile

My Connections ▾

My Contributions ▾

My Account ▾

My Inbox

Community Notifications

Community notification will be delivered to your primary address:

brenda.stoetzer@precisely.com

To receive specific community notifications at an address other than your primary, set override(s) where desired.

Daily Consolidated Community Digest:

Deliver to your primary address. [change](#)

Weekly Consolidated Community Digest:

Deliver on Sunday ▾ to your primary address. [change](#)

Discussion Email:

You have no override email addresses for discussion emails. [add override addresses](#)

Code-1 Plus Product Announcements

Announcements will be posted here for product releases and updates related to Code-1 Plus.

last person joined 4 days ago

Join

Discussions2

Members59

Community Announcements and Information

Announcements, FAQ, and general Knowledge Communities information.

member last person joined 21 hours ago

Discussions90

Members11.4K

Community FAQs

Information about the Knowledge Communities site. Look here for how to use the site itself.

last person joined 9 days ago

Join

Discussions9

Members116

Connect AppMod Product Announcements

Announcements will be posted here for product releases and updates related to Connect AppMod.

last person joined 12 days ago

Join

Discussions0

Members7

Bge
20

Data360 Analyze

Discuss and ask questions about Data360 Analyze

last person joined 3 days ago

Join

Discussions
2.6K

Members
124

Data360 Analyze Product Announcements

Announcements will be posted here for product releases, environment updates, fix packs, etc. for Data360 Analyze.

Discussions
8

Members
86

member

last person joined 12 days ago

Data360 DQ+

Discuss and ask questions about Data360 DQ+

last person joined 18 days ago

Join

Discussions
453

Members
45

Data360 DQ+ Product Announcements

Announcements will be posted here for product releases, environment updates, fix packs, etc. for Data360 DQ+.

Discussions
25

Members
53

member

last person joined 12 days ago

Data360 Govern

Discuss and ask questions about Data360 Govern

last person joined 6 days ago

Join

Discussions
1K

Members
78

Data360 Govern Product Announcements

Announcements will be posted here for product releases, environment updates, fix packs, etc. for Data360 Govern.

Discussions
33

Members
71

member

last person joined 12 days ago

Discuss and ask questions about Data360 DQ+

last person joined 18 days ago

Data360 DQ+ Product

Announcements will be posted here for Data360 DQ+.

member last person joined 12 days ago

Data360 Govern

Discuss and ask questions about Data360 Govern.

last person joined 6 days ago

Data360 Govern Product

Announcements will be posted here for Data360 Govern.

member last person joined 12 days ago

Demographics Product

Announcements will be posted here for Demographics.

last person joined 4 days ago

Demographics Product

Discuss and ask questions about Demographics.

last person joined 29 days ago

Discussions453

Members45

Discussions25

Members53

Join

Discussions1K

Members78

Discussions33

Members71

Join

Discussions1

Members15

Join

Discussions0

Members12

Data360 Govern

You can receive email notifications when community members share information.

Community Notifications

Daily Consolidated Digest

Your daily email for new content across communities can include this community's content.

Don't Include

Weekly Consolidated Digest

Your weekly email for new content across communities can include this community's content.

Don't Include

Discussion Notifications

Discussion Digest

Community members interact in discussions - choose "real time" to fully engage.

Daily Digest - One email containing all posted messages from the previous day

Yes join the community

Cancel



All Communities

- All Communities
- My Communities
- Product Communities
- Special Interest Communities

95 total

All Community Types ▾

All Communities ▾

Alphabetical ▾

20 per page ▾

ACR

Discuss and ask questions about the Infogix ACR products

last person joined 13 days ago

Join

Discussions
180

Members
26

ACR Product Announcements

Announcements will be posted here for product releases, environment updates, fix packs related to ACR.

member last person joined 12 days ago

Discussions
3

Members
32

Address and Property

Discuss and ask questions about our Enriched Address and Property data products such as Address Fabric, Serviceable Extended Attributes, Buildings, GeoVision, Base Immeubles, Parcels, CadastralPlus, Property Attributes Assessment, Property Graph, and more.

last person joined 29 days ago

Join

Discussions
2

Members
20

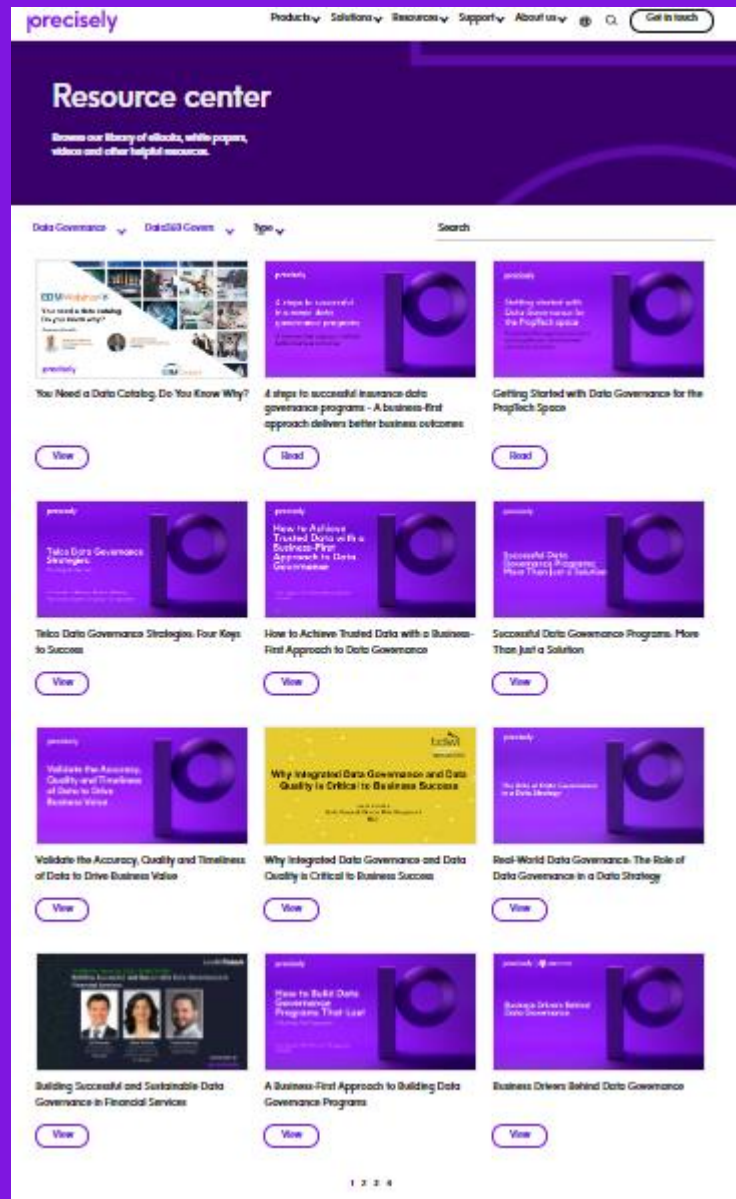
Address and Property Product Announcements

Product Announcements will be posted here related to Address and Property data products such as Address Fabric, Serviceable Extended Attributes, Buildings, GeoVision, Base

Discussions
3

Members
25

Precisely.com/Resource-center



Next Govern User Group March 16, 2023

Upcoming Events

Data Integrity for ESG Reporting Summit
In Person event – London UK, March 2, 2023 [LINK](#)

New Webinars

Data Integrity for ESG: FIMA UK Webinar [LINK](#)

Precisely Governance in the News

Data Governance and Data Catalogs: Where do they intersect?
Emily Washington, SVP Precisely Product Management [LINK](#)

ESG Reporting Requirements
Pat McCarthy Precisely CRO [LINK](#)



Brenda
Stoetzer



Cheryl
Vogler



Christina
Costello



DeeDee
Jimenez



Jennie
Richardson



Liz
Dorner



Liz
Wright



Mursel
Kocak

Data360 Govern Customer Success Team



Mitch
Williams



Stephen
Morganson



Shabana
Fazal



Susan
Foor



Paul
Wheeler



Sarah
Smith



Tyler
Olkin



Younes
Benhaddou



Thank You!

precisely